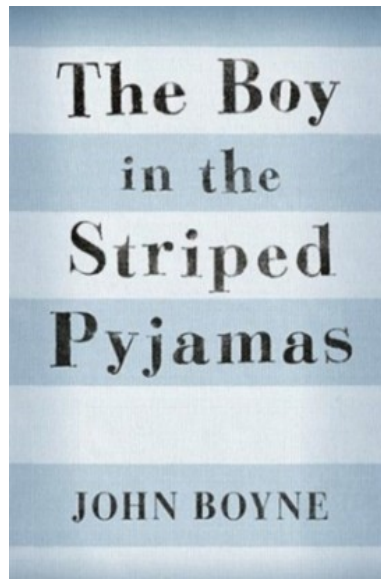


# The Boy In The Striped Pajamas



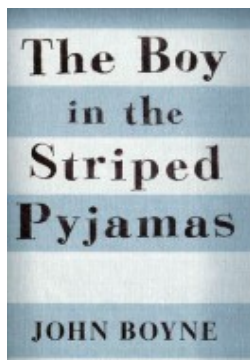
By

John Boyne

A Novel Study  
by Nat Reed

# The Boy in the Striped Pajamas

*By John Boyne*



## Table of Contents

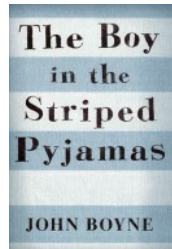
Suggestions and Expectations .....	3
List of Skills .....	4
Synopsis / Author Biography .....	5
Student Checklist .....	6
Reproducible Student Booklet .....	7
Answer Key .....	74

**About the author:** Nat Reed has been a member of the teaching profession for more than 35 years. He was a full-time faculty member for nine years at Trent University in the Teacher Education Program. For more information on his work and literature, please visit the websites [www.reedpublications.org](http://www.reedpublications.org) and [www.novelstudies.org](http://www.novelstudies.org).

Copyright © 2013 Nat Reed  
All rights reserved by author.  
Permission to copy for single classroom use only.  
Electronic distribution limited to single classroom use only.  
Not for public display.

# The Boy in the Striped Pajamas

By John Boyne



## Suggestions and Expectations

This 79 page curriculum unit can be used in a variety of ways. Each chapter of the novel study focuses on one or two chapters of *The Boy in the Striped Pajamas* and is comprised of four different activities:

- Before You Read
- Vocabulary Building
- Comprehension Questions
- Language and Extension Activities

A principal expectation of the unit is that students will develop their skills in reading, writing, listening and oral communication, as well as in reasoning and critical thinking.

### Links with the Common Core Standards (U.S.)

Many of the activities included in this curriculum unit are supported by the Common Core Standards. For instance the *Reading Standards for Literature, Grade 5*, makes reference to

- a) determining the meaning of words and phrases. . . including figurative language;
- b) explaining how a series of chapters fits together to provide the overall structure;
- c) compare and contrast two characters;
- d) determine how characters . . . respond to challenges;
- e) drawing inferences from the text;
- f) determining a theme of a story . . . **and many others.**

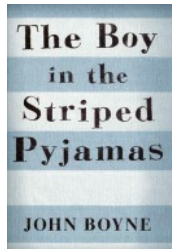
Students can work on the activities at their own pace. Every activity need not be completed by all students. A **portfolio cover** is included (p.7) as well as a **Student Checklist** (p.6).

**Themes** which may be taught in conjunction with the novel include bigotry and persecution (anti-Semitism), Nazism and Adolf Hitler, the importance of family and friends, loyalty in personal relationships, character growth, developing perseverance in the face of adversity.

Additional icons provided by [www.icons-land.com](http://www.icons-land.com), <http://pixelkit.com> and [www.icons-land.com](http://www.icons-land.com)

# The Boy in the Striped Pajamas

By John Boyne



## List of Skills

### Vocabulary Development

1. Locating descriptive words / phrases
2. Listing synonyms & antonyms
3. Identifying / creating *onomatopoeia*
4. Use of capitals and punctuation
5. Identifying syllables
6. Listing compound words
7. Use of singular / plural nouns
8. Using content clues: analogies
9. Identifying parts of speech
10. Determining alphabetical order
11. Identification of root words
12. Identifying / creating *alliteration*

### Setting Activities

1. Summarize the details of a setting

### Plot Activities

1. Complete a *time line* of events
2. Identify conflict in the story
3. Identify *cliffhangers*.
4. Identify the climax of the novel.

### Character Activities

1. Determine character traits
2. Compare two characters
3. Understand concepts such as *perseverance*
4. Relating personal experiences

### Creative and Critical Thinking

1. Research
2. Write an editorial on an issue
3. Write a letter to a friend
4. Conduct an interview
5. Write a description of personal feelings
6. Write a journal entry.

### Art Activities

1. Design a cover for the novel
2. Create a collage.

# The Boy in the Striped Pajamas

By John Boyne

## Synopsis

***The Boy in the Striped Pajamas*** is the unforgettable story of two boys: Bruno, the son of the Commandant of the infamous World War Two concentration camp, Auschwitz, and Shmuel, an inmate of the camp.

Nine-year-old Bruno's world is turned upside down when his family is uprooted and moved to far off *Out-With*, where he has no friends and must endure the insufferable Lieutenant Kotler. From his bedroom window, Bruno sees a fence near their house, and behind it are many people – all wearing striped pajamas. Bruno manages to become friends with a boy his own age, Shmuel, who lives on the other side of the fence, and wears peculiar striped pajamas all the time. Although their only contact is talking through the fence in a secluded area, the two boys soon become fast friends.

Along the way Bruno meets an assortment of fascinating characters including Herr Liszt, his boring tutor, Pavel, the waiter who is also a medical doctor, and The Fury (Adolf Hitler) who comes to dinner.

In the unforgettable conclusion, Bruno is told by his father that Bruno, his mother and sister will be returning to live in Berlin. He and Shmuel plan one last adventure in which Shmuel brings Bruno a pair of striped pajamas. Bruno sneaks into the camp to help Shmuel look for his father, who has disappeared, but both boys are swept up by the camp guards and perish.

## Author Biography

John Boyne

John Boyne was born on April 30, 1971 in Dublin, Ireland. He was educated at Trinity College, Dublin, and studied Creative Writing at the University of East Anglia, where he was awarded the Curtis Brown prize. It was during this time that John's writings first began to see publication.

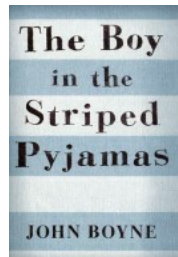
John has written seven novels to date, as well as a number of short stories which have been published in various anthologies and broadcast on radio and television. ***The Boy in the Striped Pajamas***, which to date has sold more than 5 million copies worldwide, is a Number One New York Times Bestseller. This wonderful novel was also released as a movie in September 2008. His books have been published in 41 different languages.



Boyne continues to live and write in Dublin.

# The Boy in the Striped Pajamas

By John Boyne

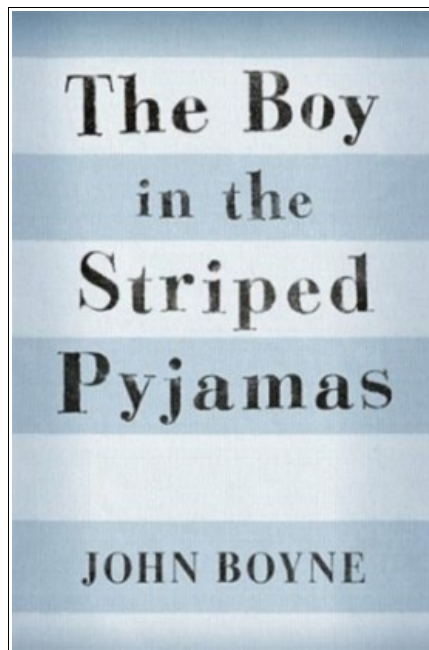


## Student Checklist

Student Name: \_\_\_\_\_

Assignment	Grade / Level	Comments

# **The Boy In The Striped Pajamas**



By John Boyne

Name:

---

# The Boy in the Striped Pajamas

By John Boyne

## Chapter 1



### Before you read the chapter:

Moving to another town or city, or even to another home, can be a most difficult experience. Describe from your own experience, or from your imagination, how it would feel to move to a strange new place – as Bruno must do in this novel. What might an advantage to moving to a new location?




### Vocabulary:

Choose a word from the list to complete each sentence.

decent	dismissively	tartan	presume	chaos
frustration	hesitate	protested	banister	muster

1. Bert didn't think he could \_\_\_\_\_ the strength to finish the race.
2. My aunt showed her \_\_\_\_\_ by stamping her foot angrily.
3. The situation was reduced to \_\_\_\_\_ when the emperor entered the ballroom.
4. "It is so hard for the average person to earn a \_\_\_\_\_ salary," the reporter said.
5. She didn't even \_\_\_\_\_ before answering the judge's question.
6. For her birthday she received a \_\_\_\_\_ skirt from her cousin, Sara.
7. My mother ordered the maid to go out into the foyer and polish the \_\_\_\_\_.
8. "Oh go peddle your papers," she said \_\_\_\_\_.
9. There must have been more than a hundred people who \_\_\_\_\_ the new law.
10. "Don't just \_\_\_\_\_ that the president is always right," the commentator suggested.



# Questions



1. Bruno was told by his mother to treat the family’s maid, Maria, respectfully, and “not just imitate the way Father spoke to her.” How must Bruno’s father have usually spoken to Maria? What do you think this tells us about his father’s personality?


2. The **setting** of a story includes not only where but when the story takes place. What is the setting of Chapter One?


3. In the first few chapters Bruno mentions a mysterious character called *the Fury*. In Chapter One, what had the Fury done the week before?


- b. It turns out that Bruno actually has misheard his parents when speaking of *The Fury*. What his parents are saying is *The Führer*. Investigate who this character was and relate at least two interesting facts about him.

1.	
2.	

4. Who was Gretel, and why do you think Bruno referred to her as a *Hopeless Case*?


5. Why did the family have to move?


6. What (or who) was Bruno going to miss the most when he moved away?


7. In their home, what was “Out Of Bounds At All Times And No Exceptions?”




## Language Activity

**A.** The author, John Boyle, enjoys using a variety of literary devices in this novel. One such device is **onomatopoeia**. An example is “making whooshing sounds as he went.” Define **onomatopoeia**, and use your imagination to think of another example of this device.


**B.** Many English words can have more than one meaning. This is especially true of words that can be used as both a noun and a verb. For the following create sentences to illustrate the meaning of each word from Chapter One as a noun and as a verb.

### **Word: pack**

Noun	
Verb	

### **Word: face**

Noun	
Verb	

### C. Moving ~ A Quatrain Poem.

The **quatrain** is a popular form of rhymed verse, four lines in length. Such poems are often light and humorous. Here is a more serious one by the famous poet, Atrocious Halitosis. It is called, **Moving Away**. (Bruno could probably identify with this one.)

*No one likes to move away,  
It makes one's heart to weep.  
I'd like to stay where I was raised,  
And all my friends to keep.*



Various rhyming schemes make up a quatrain poem. As you can see, the above four lines have a rhyming scheme of **A – B – C – B**. Other rhyming schemes include: AABB, AAAA, AABA, ABBA, ABBA, and AAAB.

Your task is to write your own quatrain poem. You may choose a rhyming scheme that fits with your own personal creation. The theme should have something to do with the themes established in the Prologue and first two chapters of our novel.

#### The Quatrain Poem

Now create your own Quatrain Poem. Your poem must follow the format of a quatrain poem described above (and must rhyme).

Title: \_\_\_\_\_


## Extension Activities

### Storyboard

A storyboard is a series of pictures that tell about an important event in a story. A storyboard can tell the story of only one scene – or the entire novel.

Complete the storyboard below illustrating the events described in the first chapter of ***The Boy in the Striped Pajamas***. You may wish to practice your drawings on a separate page.

1	2
3	4
5	6