


# Snow Treasure




By

Marie McSwigan

A Novel Study  
by Nat Reed

# Snow Treasure

By Marie McSwigan



## Table of Contents

Suggestions and Expectations .....	3
List of Skills .....	4
Synopsis / Author Biography .....	5
Student Checklist .....	6
Reproducible Student Booklet .....	7
Answer Key .....	61

**About the author:** Nat Reed has been a member of the teaching profession for more than 30 years. He was a full-time instructor at Trent University in the Teacher Education Program for nine years. For more information on his work and literature, please visit the websites [www.reedpublications.org](http://www.reedpublications.org) and [www.novelstudies.org](http://www.novelstudies.org).

Copyright © 2015 Nat Reed  
All rights reserved by author.  
Permission to copy for single classroom use only.  
Electronic distribution limited to single classroom use only.  
Not for public display.

# Snow Treasure

By Marie McSwigan

## Suggestions and Expectations

This curriculum unit can be used in a variety of ways. Each chapter of the novel study focuses on three chapters of *Snow Treasure* and is comprised of five of the following different activities:

- Before You Read
- Vocabulary Building
- Comprehension Questions
- Language Activities
- Extension Activities

### Links with the Common Core Standards (U.S.)

Many of the activities included in this curriculum unit are supported by the Common Core Standards. For instance the *Reading Standards for Literature, Grade 5*, makes reference to

- a) determining the meaning of words and phrases. . . including figurative language;
- b) explaining how a series of chapters fits together to provide the overall structure;
- c) compare and contrast two characters;
- d) determine how characters . . . respond to challenges;
- e) drawing inferences from the text;
- f) determining a theme of a story . . . **and many others.**

A principal expectation of the unit is that students will develop their skills in reading, writing, listening and oral communication, as well as in reasoning and critical thinking. Students will also be expected to provide clear answers to questions and well-constructed explanations. It is critical as well that students be able to relate events and the feelings of characters to their own lives and experiences and describe their own interpretation of a particular passage.

A strength of the unit is that students can work on the activities at their own pace. Every activity need not be completed by all students. A **portfolio cover** is included (p.7) so that students may organize their work and keep it all in one place. A **Student Checklist** is also included (p.6) so that a record of completed work may be recorded.

**Themes** which may be taught in conjunction with the novel include World War II, Norway, courage, heroism and sacrifice, patriotism, leadership, friendship, personal growth, trust.

# Snow Treasure

By Marie McSwigan

## List of Skills

### Vocabulary Development

1. Locating descriptive words / phrases
2. Listing synonyms/homonyms
3. Identifying / creating *alliteration*
4. Use of capitals and punctuation
5. Identifying syllables
6. Identify *personification*.
7. Identify *anagrams*
8. Listing compound words
9. Identifying parts of speech
10. Identify/create *similes*
11. Identification of root words

### Setting Activities

1. Summarize the details of a setting

### Plot Activities

1. Complete a *time line* of events
2. Identify conflict in the story
3. Complete Five W's Chart
4. Identify *cliffhangers*
5. Identify the climax of the novel.
6. Complete a Story Pyramid

### Character Activities

1. Determine character traits
2. Identify the protagonist/antagonist
3. Relating personal experiences
4. Compare characters

### Creative and Critical Thinking


1. Research
2. Write a newspaper story
3. Participate in a talk show
4. Conduct an interview
5. Create a poem
6. Write a description of personal feelings
7. Write a book review
8. Complete an Observation Chart
9. Complete a KWS Chart
10. Create a friendly letter.

### Art Activities

1. A Storyboard
2. Create a collage
3. Design a cover for the novel
4. Create a comic strip

# Snow Treasure

By Marie McSwigan



## Synopsis

Peter Lundstrom never thought he would become a hero. But that bleak winter of 1940 was like no other. Nazi troops parachuted into Peter's tiny village and held it captive. Nobody thought they could be defeated – until Uncle Victor told Peter how the children of the village could fool the enemy.

It was a dangerous plan. Peter and his friends had to slip past Nazi guards with nine million dollars in gold hidden in their sleds. It meant risking their country's treasure – and their lives. [Courtesy of the publisher]

## Author Biography

*Marie McSwigan*


A life-long writer, Ms. McSwigan wrote for several Pittsburgh newspapers and worked in publicity for many area institutions, including Kennywood Park and the University of Pittsburgh, before devoting all of her time to writing in 1947. Her first book was a biography of the primitive painter John Kane, who became popular after his death on account of McSwigan's book. She was an award winning writer of more than 10 children's books. Her most famous novel was **Snow Treasure** which was also made into a successful movie. She died of leukemia in 1962 and is buried in Pittsburgh.



[Biography adapted from [www.goodreads.com](http://www.goodreads.com)]



# Snow Treasure



*By Marie McSwigan*

Name: \_\_\_\_\_

# Snow Treasure

By Marie McSwigan

## Chapters 1-3



### Before you read the chapters:

The **protagonist** in most novels features the main character or “good guy”. The main character of *Snow Treasure* is twelve year old Peter Lundstrom who lives in a small Norwegian town near the Arctic Circle. Think back on some of your favorite characters from past novels you have read or movies you’ve seen. What do you think makes for an especially interesting **protagonist**?




### Vocabulary:

Choose a word from the list to complete each sentence.

descent	fiord	pondered	defiant
subdued	navigator	precaution	relentless

1. Paul and his sister \_\_\_\_\_ for a moment what trail they should follow.
2. After being scolded by his teacher, Marcel was quite \_\_\_\_\_ for the rest of the day.
3. If the Nazis attack the village they are sure to be \_\_\_\_\_ until they are victorious.
4. The small ship sailed up the narrow \_\_\_\_\_ until arriving at my uncle's farm.
5. The mountain's steep \_\_\_\_\_ was most treacherous.
6. George can be very \_\_\_\_\_ to his teachers when he is in a bad mood.
7. As a \_\_\_\_\_ we will place pillows all around the baby's crib.
8. Despite his years of experience, the ship's \_\_\_\_\_ was unable to find his way to port.



# Questions

1. Describe the **setting** of the story?


2. Investigate: Using resources in your school library or on the Internet find out the names of the three countries making up **Scandinavia**.

1.		2.		3.	
----	--	----	--	----	--

3. Put on your detective hats. Do you think the author made a mistake? Late in Chapter One Peter and his friends get into a snowball fight. Using evidence from earlier in the chapter, why is this surprising?


4. Here's a math question for you. Mr. Lundstrom states that thirteen tons of gold is worth nine million dollars in the United States. Thirteen tons calculates to be 416,000 ounces which means that the price of gold at that time was \$21.36. Today gold is worth \$1070.50 per ounce in the United States. Calculate what thirteen tons of gold would be worth today in the Answer Box below.

Answer Box

5. More than a hundred children attended Riswyk School. True or False

6. For what reason did Uncle Victor visit Peter's classroom?


7. What was the task that Peter thought Uncle Victor was going to ask him and the other children to do?




## Language Activities

### A. Anagrams

An **anagram** is a word that is formed by changing the order of the letters of another word. For example, the letters in the word **WAS** can also form the word **SAW**. Follow these directions to form the anagrams:

a) read the clue in the right-hand column.

b) Using the word in the left-hand column move the letters around in any order, but you must use all the letters. All of the words in the left-hand column can be found in the first three chapters of ***Snow Treasure***.

Word	Anagram	Clue
least		Stories.
mate		Squad; lineup.
drove		Rambled.
twist		Foolish people.
life		Folder.
snow		Possesses.
notices		Department; part.

Now find two additional words from the first three chapters which have interesting anagrams to see if you can stump a classmate.

Word	Anagram	Clue

## B. A Quatrain Poem Celebrates Courage.

The **quatrain** is a popular form of rhymed verse. It is a poem of four lines, is usually light and can be humorous. The following quatrain is the first four lines of the famous poem, **Defeat**, written by Edgar Guest.

*No one is beat till he quits,  
No one is through till he stops,  
No matter how hard Failure hits,  
No matter how often he drops.*



Various rhyming schemes make up a quatrain poem. As you can see, the above four lines have a rhyming scheme of **A – B – A – B**. Other rhyming schemes include: AABB, AAAA, AABA, ABBA, ABBB, and AAAB.

Your task is to write your own quatrain poem. You may choose a rhyming scheme that fits with your own personal creation. The theme should have something to do with the themes established in the first three chapters of our novel (like **courage**).

### The Quatrain Poem

Now create your own Quatrain Poem. Your poem must follow the format of a quatrain poem described above (and must rhyme).

Title: \_\_\_\_\_


### Bonus Question.

Why do you think the word *Failure* is capitalized in Line 3?


**C.** Many authors enjoy using **alliteration** – a literary device where the author repeats the same sound at the beginning of several words. Here's one such example: from Chapter Two: *Thirteen tons!*

Using your imagination, create your own examples of **alliteration** from the following topics. Each example must contain a minimum of three words.

The sound of a snowmobile.	
A hurricane!	
Your choice.	

**D.** A **simile** is a comparison using the words “like” or “as”. An example from Chapter One is: *“So you thought I was crazy!” Helga Taunted. “Crazy as a hare!”*

~ What is being compared in this example?

--	--

Invent your own **similes** comparing the following items with something from your own imagination:

a) an incredible snowball fight


b) the sound of a sled going down a hill


c) your choice


## Extension Activity

### Storyboard

A storyboard is a series of pictures that tell about an important event in a story. A storyboard can tell the story of only one scene – or the entire novel. Complete the storyboard below illustrating the events described in the first three chapters of our novel. You may wish to practice your drawings on a separate piece of paper.

1	2
3	4
5	6