


Anne of Green Gables



By

L.M. Montgomery

A Novel Study
by Nat Reed

Anne of Green Gables

By L. M. Montgomery




Table of Contents

Suggestions and Expectations	3
List of Skills	4
Synopsis / Author Biography	5
Student Checklist	6
Reproducible Student Booklet	7
Answer Key	71

About the author: Nat Reed has been a member of the teaching profession for more than 30 years. He is presently a full-time instructor at Trent University in the Teacher Education Program. For more information on his work and literature, please visit the websites www.reedpublications.org and www.novelstudies.org.

Copyright © 2013 Nat Reed
All rights reserved by author.
Permission to copy for single classroom use only.
Electronic distribution limited to single classroom use only.
Not for public display.

Anne of Green Gables

By L. M. Montgomery



Suggestions and Expectations

This 77 page curriculum unit can be used in a variety of ways. Each chapter of the novel study focuses on two or three chapters of **Anne of Green Gables** and is comprised of four different activities:

- Before You Read
- Vocabulary Building
- Comprehension Questions
- Language and Extension Activities

A principal expectation of the unit is that students will develop their skills in reading, writing, listening and oral communication, as well as in reasoning and critical thinking.

Links with the Common Core Standards (U.S.)

Many of the activities included in this curriculum unit are supported by the Common Core Standards. For instance the *Reading Standards for Literature, Grade 5*, makes reference to

- a) determining the meaning of words and phrases. . . including figurative language;
- b) explaining how a series of chapters fits together to provide the overall structure;
- c) compare and contrast two characters;
- d) determine how characters . . . respond to challenges;
- e) drawing inferences from the text;
- f) determining a theme of a story . . . **and many others.**

Students can work on the activities at their own pace. Every activity need not be completed by all students. A **portfolio cover** is included as well as a **Student Checklist**.

Themes and **topics** which may be taught in conjunction with the novel include Prince Edward Island, the importance of imagination and its conflict with social expectations, farming and agriculture, the importance of friends and family, perseverance and personal growth, overcoming difficulty, courage.

Anne of Green Gables

By L. M. Montgomery



List of Skills

Vocabulary Development

1. Locating descriptive words / phrases
2. Listing synonyms/homonyms
3. Identifying / creating *alliteration*
4. Use of capitals and punctuation
5. Identifying syllables
6. Identify *anagrams*
7. Identify *personification*
8. Use of singular / plural nouns
9. Listing compound words
10. Identifying parts of speech
11. Determining alphabetical order
12. Identification of root words
13. Identify/create *similes*
14. Identification of a *cliffhanger*

Setting Activities

1. Summarize the details of a setting

Plot Activities

1. Complete a *time line* of events
2. Identify conflict in the story
3. Identify the climax of the novel
4. Five W's Chart

Character Activities

1. Determine character traits
2. Protagonists
3. Relating personal experiences
4. Comparing two Characters

Creative and Critical Thinking

1. Research
2. Write a newspaper story
3. Write a letter to a friend
4. Complete an Observation Chart
5. Conduct an interview
6. Write a description of personal feelings
7. Write a book review
8. Complete a KWS Chart

Art Activities

1. A Storyboard
2. Create a collage
3. Design a cover for the novel
4. Design an Information Card

Anne of Green Gables

By L. M. Montgomery

Synopsis

When Matthew and Marilla Cuthbert apply to an orphanage for a boy to help on their farm, Green Gables, they are astonished when a loquacious little girl steps off the train instead. Anne, red-headed, pugnacious and incurably romantic, causes chaos at Green Gables and in the village, but her wit and good nature delight the fictional community of Prince Edward Island, Canada, and ensure that Anne of Green Gables continues to be a firm favorite with readers worldwide. [The Publisher]

Author Biography

L. M. Montgomery

L.M. Montgomery was born in Clifton (now New London), Prince Edward Island, on November 30, 1874. When she was 21 months old, her mother died of tuberculosis. Her father left her in the care of her mother's parents. As an only child living with an elderly couple, Montgomery found companionship in her imagination, nature, books, and especially writing. When she was nine, she began writing poetry and keeping a journal. At the age of six, she began attending the one-room school near her grandparents' home in Cavendish. She completed grade ten in 1892-1893 and the following year she studied for a teacher's license at Prince of Wales College.




During her years in Cavendish, Montgomery continued to write and sent off numerous poems, stories, and serials to Canadian, British, and American magazines. In 1905, she wrote her first and most famous novel, *Anne of Green Gables*. *Anne of Green Gables* was first published in 1908 and became an immediate best-seller, which marked the beginning of her successful career as a novelist.

After Grandmother Macneill died in March of 1911, Montgomery married the Reverend Ewan Macdonald, to whom she had been secretly engaged since 1906. She bore three sons: Chester (1912), Hugh (stillborn in 1914), and Stuart (1915). Maud Montgomery Macdonald did not live on Prince Edward Island again, returning only for vacations. Maud Montgomery Macdonald died in Toronto, Ontario, on April 24, 1942;

Abridged from the website: <http://www.lmmontgomery.ca/aboutlmm/herlife>

Anne of Green Gables



By L. M. Montgomery

Name:

Anne of Green Gables

By L. M. Montgomery



Chapters 1 & 2



Before you read the chapter:

The **protagonist** in most novels features the main character or “good guy”. The protagonist of **Anne of Green Gables** is Anne Shirley, a very likeable young girl, who experiences many exciting adventures as the story unfolds. Think back on some of your favorite characters from past novels you have read or movies you’ve seen. What do you think makes for an especially interesting **protagonist**?



Vocabulary:

Choose a word from the list to complete each sentence.

decorum	intricate	placid	innovation	qualms
strychnine	jauntily	elusive	rapturous	ethereal

1. The horseless carriage was quite a remarkable _____ in the world of transportation.
2. The stained-glass windows gave the church an _____ glow.
3. Jasmine rode her pony _____ down the lane and past all of her envious cousins.
4. We had better take the rowboat out this morning while the water is so _____.
5. “It is important that you children observe proper _____ when the principal visits our classroom,” Mrs. Jenkinson reminded the boys and girls.

6. I was sure the instructions were much too _____ for us to be successful.
7. Don't you have any _____ about picking up a live octopus?
8. Rachel told a story about a boy who had put _____ in the family's drinking supply.
9. The audience was _____ with delight before the overture was even completed.
10. You will find that a butterfly can be quite _____ when someone is trying to catch it.

Questions



1. What is the **setting** at the end of Chapter One?

2. Match each name with the proper description:

1	Rachel Lynde
2	Mrs. Alexander Spencer
3	Marilla Cuthbert
4	Matthew Cuthbert
5	Anne Shirley
6	Diana Barry
7	Hepzibah Jenkins

A	Possible friend, playmate
B	No nonsense; sly sense of humor
C	Rosalia De Vere
D	The novel's protagonist
E	A nosy neighbor
F	Adoption arranger
G	Very quiet and shy

3. What event aroused Rachel Lynde's curiosity?

--	--

4. Cite proof from Chapter 1 to show that Marilla might have been a **bigot**.

5. Chapter 2 is titled, *Matthew Cuthbert is Surprised*. What surprised Matthew?

6. Bright River was _____ miles from Green Gables.
7. In the chart below, come up with four appropriate **adjectives** (or descriptive phrases) that would describe:
 a) the personality of Anne Shirley; b) her appearance.

Personality	Appearance

8. Investigate: Many people (other than Anne Shirley) have marveled at Prince Edward Island's red roads. When Anne asks Matthew what made the roads red, he admits that he doesn't know. Using resources in your school library or on the Internet try to find out the answer to this question.

9. What did Anne consider to be her *lifelong sorrow*?

10. Anne invents some rather creative alternatives for the names of different things she passes. What name does she give to:

a) The Avenue: _____

b) Barry's pond: _____

Good to Know

Anne of Green Gables is set in **Avonlea** in Prince Edward Island. Although this community is fictitious, a number of actual towns are mentioned in this novel, including the capital, **Charlottetown**. **Bright River**, Matthew's destination in Chapter One, is also fictitious, and is thought to represent the town of **Hunter River**.



Language Activities

A. Prince Edward Island

Prince Edward Island is Canada's smallest – and probably its most beautiful province. Referred to as “The Garden of the Gulf”, P.E.I. is famous for its lush agricultural lands and rural beauty. It has a population of only about 140,000 (about the size of Chattanooga TN or Savannah GA) and an overall area of about 2,195 square miles (5,685 sq. km) (a little smaller than the state of Delaware).

Using resources in your school library or on the Internet do a further investigation of this remarkable little province. Your investigation should uncover at least three fascinating facts about the province and its people, as well as an appropriate picture.

--

B. Choose ten words from these chapters with two or more **syllables**. Indicate the syllables by drawing a line between each syllable. **Example:** good / bye.

C. A **simile** is a comparison using the words “like” or “as”. We find an example of this in Chapter Two: “... black as a raven’s wing.” In this example the color of black (hair) is compared to that of a raven’s wing.

Invent your own **similes** comparing the following items with something from your imagination:

a) the sound of a Matthew’s buggy as it trundles down the roadway

b) the smell of Marilla’s fresh-baked bread

c) your own example

Extension Activity

Storyboard

A storyboard is a series of pictures that tell about an important event in a story. A storyboard can tell the story of only one scene – or the entire novel.

Complete the storyboard below illustrating the events described in the first two chapters of ***Anne of Green Gables***. You may wish to practice your drawings on a separate piece of paper.



1	2
3	4
5	6